

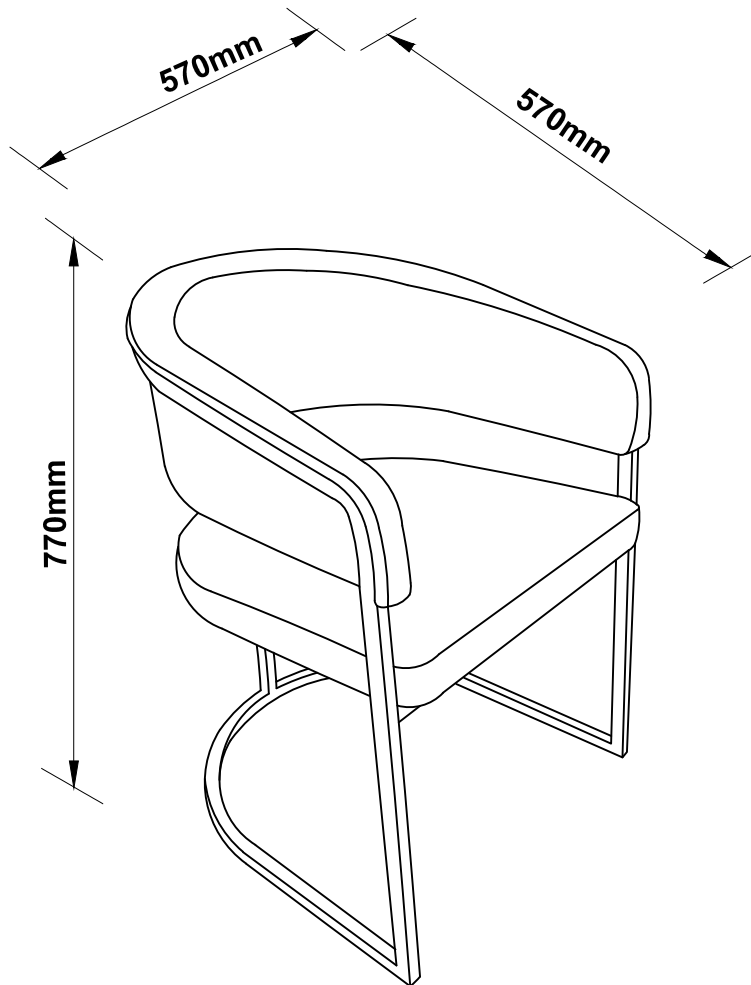


ASSEMBLY INSTRUCTION AMBROSE DINING CHAIR ITEM 81880

Imported by Amart Furniture Pty Ltd.Qld.Brisbane Australia.

For any assistance with assembly or for missing parts please phone

Amart Furniture Ewing Road, Customer Service Free call 1800 351 084




Imported by Amart Furniture Pty Ltd.Qld.Brisbane Australia.

For any assistance with assembly or for missing parts please phone Amart Furniture Ewing Road, Customer Service Free call 1800 351 084


PRE-ASSEMBLY PREPARATION

Before you start:

1. Choose a clean, level, spacious assembly area. Avoid hard surfaces that may damage the product
2. Take care when lifting. Product should be assembled as near as possible to the point of use
3. Ensure that you have all required contents for complete assembly.
4. Always read the assembly instructions carefully before beginning assembly.
5. Keep all hardware parts and packaging out of reach of small children.
6. Do not over tighten the screws and bolts as this may damage the threads.



Assembly is complete



CHAIRS AND STOOLS

DO NOT:

- Use chair/stool as a ladder
- Climb on the chair/stool
- Stand on the foot-rest of the chair, as this could lead to the stool becoming unbalanced and overturning

MATERIAL CARE LABEL

Regular Care

Protect from direct sunlight, direct heat and weather.

Regularly dust with a clean dry duster.

Wipe occasionally with clean damp cloth.

Cleaning

Dust before cleaning. Do not remove cushion.

Covers for separate cleaning.

Do not shampoo.

Do not clean by hot-water extraction machine.

Do not dry clean.

Avoid hard rubbing or scrubbing.

Wipe with a clean soft cloth dampened with water and a mild soap solution.

Do not use dishwashing or laundry detergents. Do not use solvents.

Do not wet excessively.

Wipe with a clean cloth dampened with water to remove residual detergents.

Wipe with a clean dry cloth.

Dry in shade away from direct heat.

Note:

This material does not generally require conditioners.

If a conditioner is required, use only a propriety brand and use strictly in accordance with the conditioner manufacturer's instructions.

Do not use floor, furniture or shoe polishes.

Spot cleaning

Clean as above.

Persistent stains may require treatment by a professional cleaner.